

CUSTOMER:神牛

NO. :2021073005

DISTRIBUTOR: 健策
(PE48AA1)

APPROVE SHEET
[Compliance with RoHS]

PRODUCT : DC BRUSHLESS FAN

USER P/N: _____

Parts No.: KF0715B1LR0112KM3RBO

Printed model number on the stick: KF0715B1LRBO

(SIGNATURE)

JAMICON GROUP
KAIMEI ELECTRONIC CORP.

Tel: +886-2-26981010

Fax: +886-2-26980386



APPROVED	CHECKED	DRAWN
		郝文姣 2021/07/30

JIAN 健策
0755—23706799

微信扫码
咨询工程师



Records of Revision

Part No.	KF0715B1LR0112KM3RBO	Customer:	健策-神牛
Rev	Revision Description		Date
A0	First edition		2021/06/29
A1	客戶要求框外線長由 70mm 變更為 300mm 故完整料號由 KF0715B1LR0112630RBO 變更為 KF0715B1LR0112EAJRBO		2021/06/29
A2	客戶要求框外線長由 300mm 變更為 250mm 故完整料號由 KF0715B1LR0112EAJRBO 變更為 KF0715B1LR0112KM3RBO		2021/07/30

JIAN 健策

JIAN 健策
 0755—23706799



1. MECHANICAL:

1-01	Dimension	Dimension of fan shall be shown in the outline styling drawing attached.
1-02	Motor	Four-pole motor.
1-03	Frame	Plastic material UL 94V-0 (P.B.T).
1-04	Impeller	Plastic material UL 94V-0 (P.B.T).
1-05	Free drop shock	In minute package condition, the fan should withstand each one drop of three faces from 30cm distance height onto 10 mm thickness of wooden board.

2.ELECTRICAL:25°C/65%RH

2-01	Rated current	Rated current shall be measured after 30 minutes continuous rotation at rated voltage.
2-02	Start voltage	The voltage that enable to start the fan by sudden switch on.
2-03	Rated Speed	Rated speed shall be measured after 30 minutes continuous rotation at rated voltage.
2-04	Input Power	Input power shall be measured after 30 minutes continuous rotation at rated voltage.
2-05	Lock Current	Locked current shall be measured Within one minute at rotor locked, after 30 minutes continuous rotation at rated voltage in clear air.
2-06	Insulation resistance	More than 10M ohm at 500 V.D.C between lead and housing.
2-07	Dielectric strength	Measured 5 mA(max) trip current at 700 V.A.C for 3 sec. between lead and housing.
2-08	Locked motor protection	Designed to meet UL, CUL and TUV.

DO NOT use power or ground PWM to control the fan speed.If the fan speed needs to be adjusted,please contact JAMICON to customize the product design for your application.

JIAN 健策

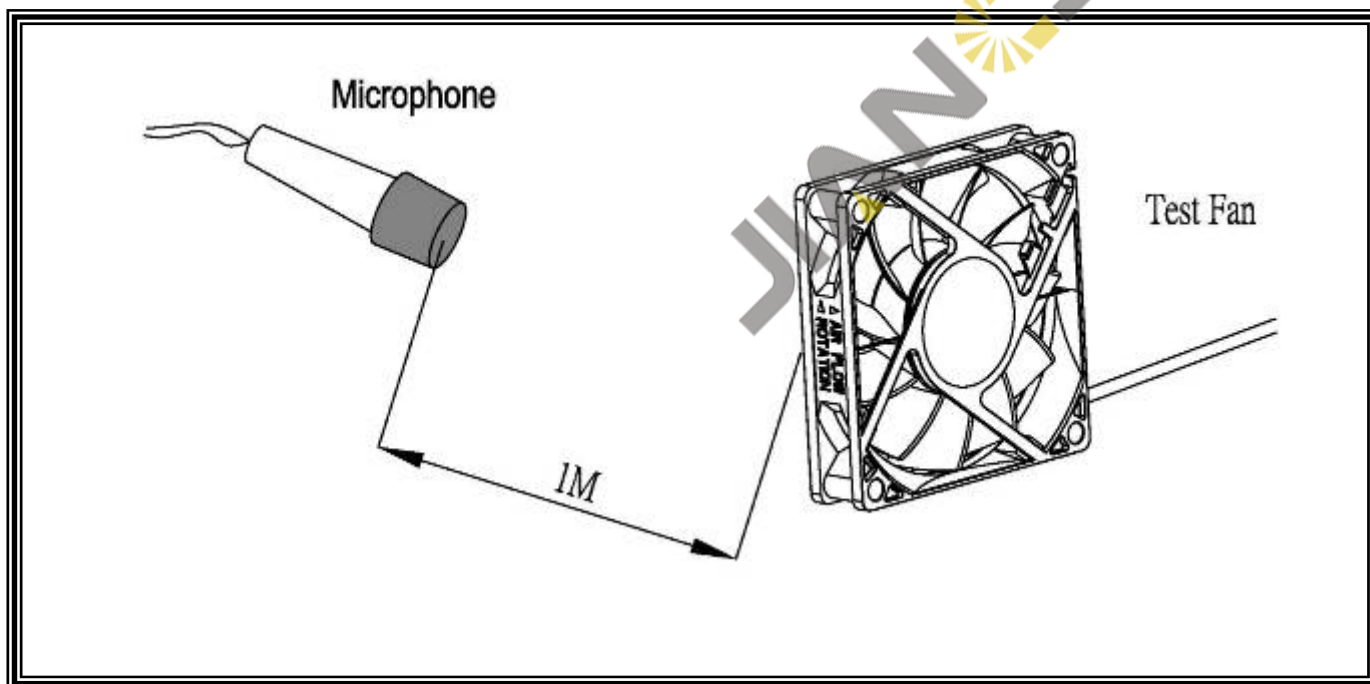
0755—23706799

微信扫码
咨询工程师



3.CHARACTERISTICS:

3-01	Air Flow & Static Pressure	The air flow data and static pressures should be determined in accordance with AMCA standard or DIN 24163 specification in a double- chamber testing with intake-side measurement.
3-02	Noise level	The measurement of noise level is carried out with reference to DIN 45635 in an echoic chamber with the microphone positioned 1 M from the air intake. Testing fan shall be hung in clean air.



4.ENVIRONMENTAL:

4-01	Operating temperature	-10°C to 70°C (ordinary humidity)
4-02	Storage Temperature	-40°C to 70°C (ordinary humidity)
4-03	Humidity	After 96 hrs, 95% RH 40±2°C per MIL-STD-202F method 103B, Humidity test , The measured data of insulation resistance & dielectric strength should meet the specification listed in attach.
4-04	Thermal Shock	After thermal shock test per MIL-STD-202F method 107D, Condition D, The measured data of insulation resistance & dielectric strength should the specification.

JIAN 健策

0755—23706799

微信扫码
咨询工程师



5.DATA-SHEET:

PARTS NO.: KF0715B1LR0112KM3RBO

SAP NO.: K0715B1LR0112KM3BO

5-1. SPECIFICATION:

NO.	ITEM	SPECIFICATION	UNIT	CONDITION
5-1-01	Dimension	70*70*15	mm	-----
5-1-02	Bearing	Dual Ball	-----	-----
5-1-03	Rated Voltage	12.0	VDC	-----
5-1-04	Operating Voltage	8.0 ~ 13.8	VDC	MAX. 13.8V
5-1-05	Start Voltage	8.0	VDC	On/off test max.
5-1-06	Speed	1500	R.P.M	±15%,At rated Voltage
5-1-07	Input Current	0.02	Amp	At rated Voltage
5-1-08	Input Power	0.24	Watt	At rated Voltage
5-1-09	Nominal Current	0.14	Amp	At rated Voltage
5-1-10	Air Flow	7.27	CFM	At 0 Static pressure of rated speed
5-1-11	Static Pressure	0.027	inchH ₂ O	At 0 air flow of rated speed
5-1-12	Noise	17.0	Db	At rated speed
5-1-13	Life Expectancy(L10)	80,000	Hours	At 40°C (Bearing)
5-1-14	Motor protection	Electronic protected		
5-1-15	Polarity protection	It will not damage the fan while reverse input.		
5-1-16	Auto Restart	YES	-----	-----
5-1-17	Speed Signal output	NO	-----	-----
5-1-18	Alarm Signal output	NO	-----	-----
5-1-19	Rotation direction	From the label side	-----	Clockwise
5-1-20	Weight	49	Gram	Per each piece
5-1-21	Safety Certificate	UL,CUL,TUV,CE	-----	-----

5-2. LEAD WIRE:

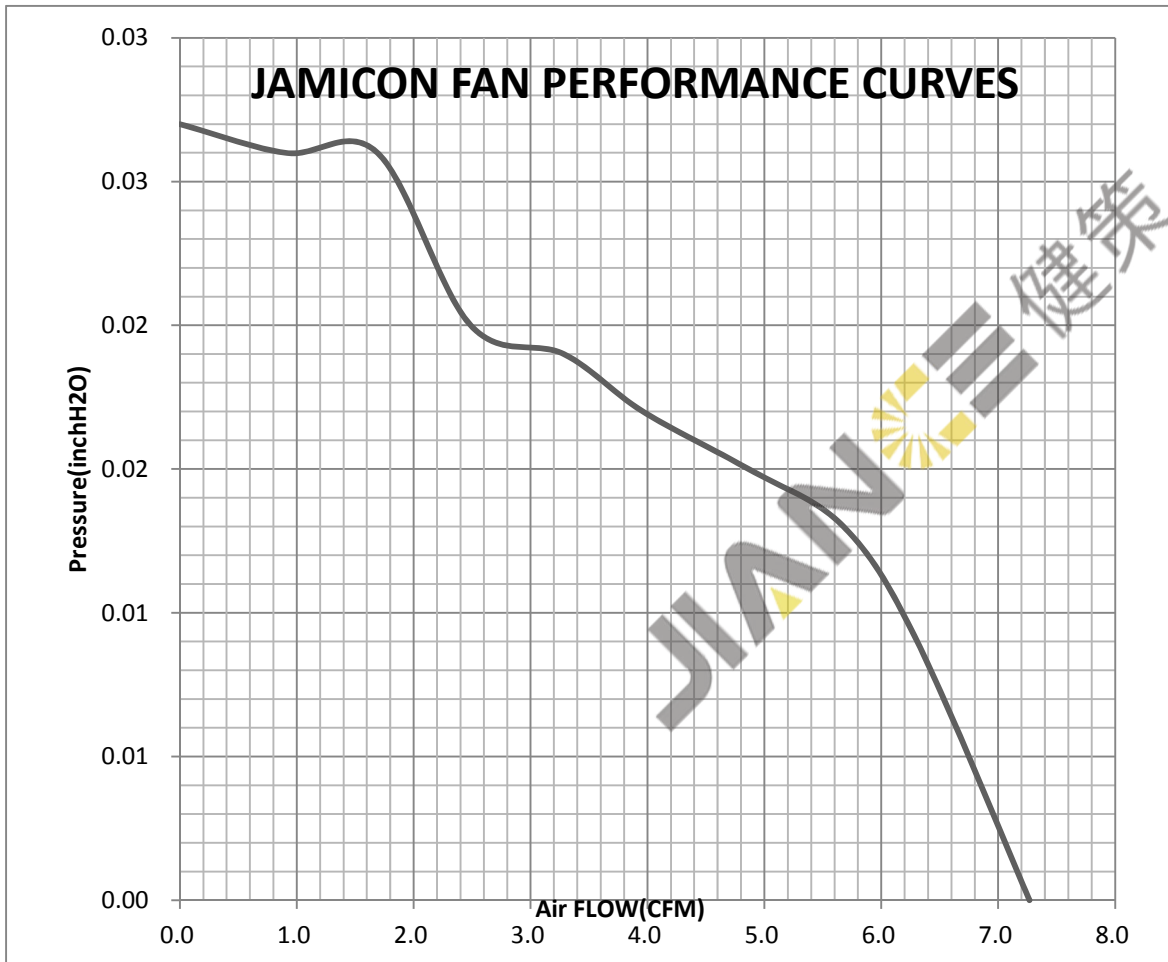
NO.	ITEM	SPECIFICATION			
5-2-01	AWG NO. & Authorize	26AWG, UL1007			
5-2-02	Color	=	+		
		Black	Red		
5-2-03	Line Length	250±10 mm			
5-2-04	Connector	Notes as: Pitch:2.5mm Housing:JST XHP-2 compatible parts.			
5-2-05	Tube	NO			

JIAN 健策

0755-23706799

微信扫码
咨询工程师





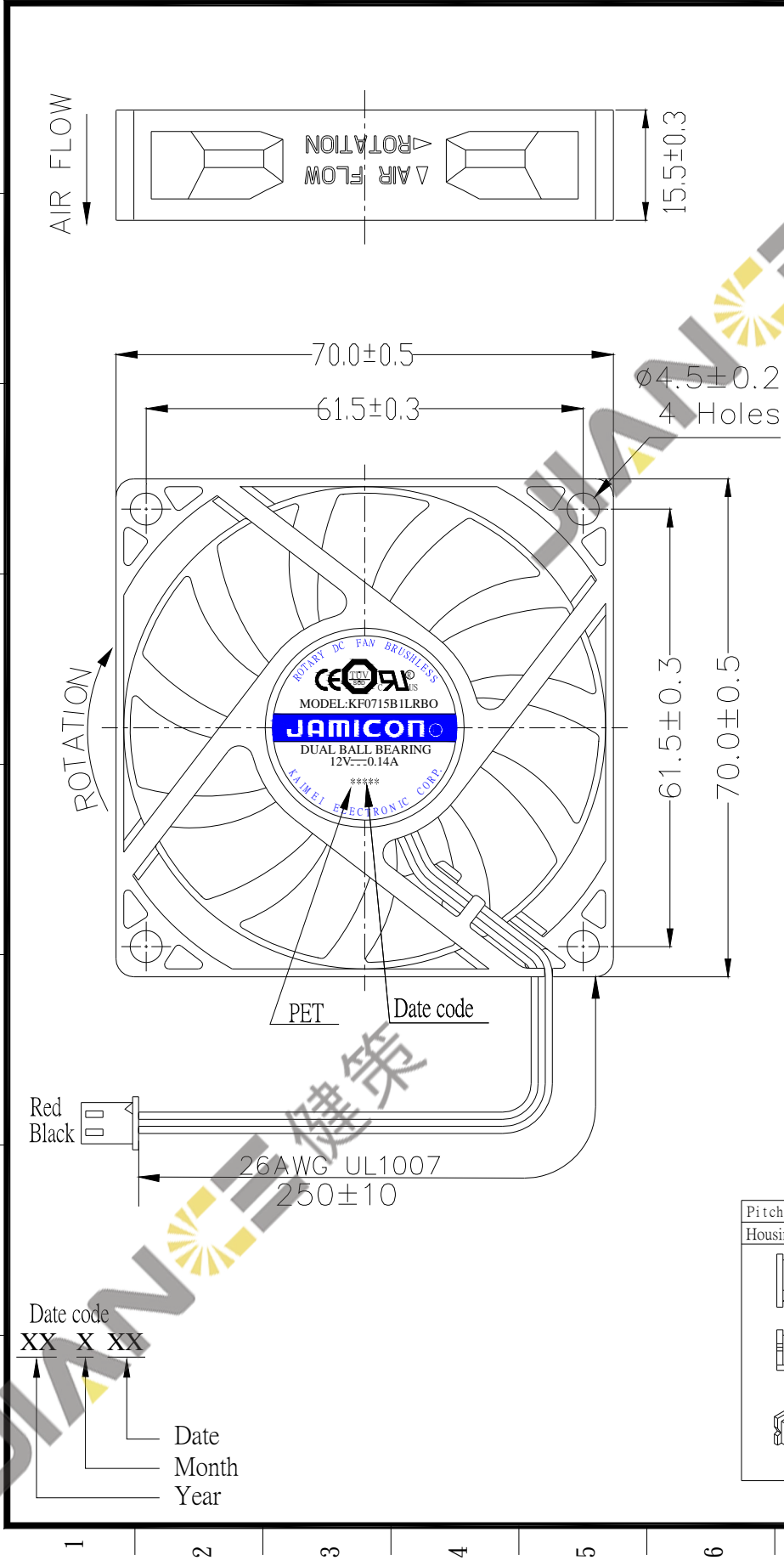
JIAN 健策

JIAN 健策
 0755—23706799



KAIMEI ELECTRONIC CORP.

A B C D E F G H

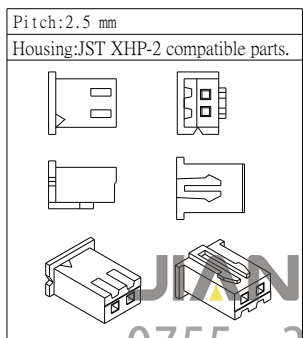


SCALE	PRODUCT	UNIT
	APPEARANCE OF FAN	mm
	SAP NO.	K0715B1LR0112KM3B0
	DWG. NO.:	KF0715B1LR0112KM3RBO

REV.	DESCRIPTION	DESIGN	DATE
A2	客戶要求線程外徑由30mm變更為25mm 故完整料號由KF0715B1LR0112EAURBO 變更為KF0715B1LR0112KM3RBO	郝文蛟	2021/07/30
A1	客戶要求線程外徑由70mm變更為30mm 故完整料號由KF0715B1LR0112G0RBO 變更為KF0715B1LR0112EAURBO	郝文蛟	2021/06/29
0		郝文蛟	2021/04/02

凱美電機有限公司
KAMEI ELECTRONIC CORP.

JAMICON



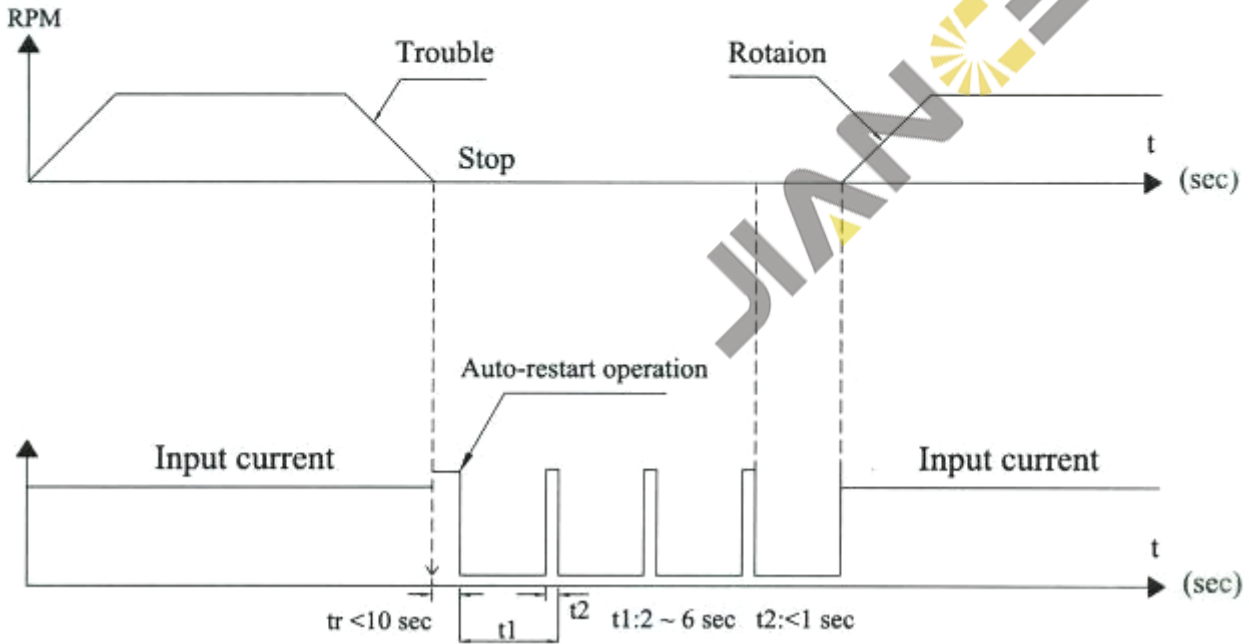
KAMEI ELECTRONIC CORP.



健策
0755—23706799

Auto-restart

Fan motor speed



JIAN 健策

JIAN 健策
0755—23706799

微信扫码
咨询工程师

